



Series H Knife Gate Valve

Bidirectional Wafer Knife Gate Valve

- Bidirectional wafer -design knife gate valve.
- "Monoblock" one -piece cast iron body.
- Stainless steel gate. Two rubber or urethane sleeves.
- Provides high flow rates with low pressure drop.
- Various seat materials available.
- Face -to -face dimension in accordance with Arnett standard.

General Applications:

This knife gate valve is suitable for working in the mining industry, in loaded fluid transport lines, such as: water with stones, sludge, etc. and in general it is used for abrasive fluids in the chemical industry and waster water. Designed for the following applications:

- Mining
- Power
- Steel
- Coal
- Chemical
- Alumina
- Phosphate
- Oil Sands
- Bio Fuels
- Sand & Gravel (Aggregate)



Sizes: ND80 -3" to ND900 -36" (larger sizes on request).

Working (ΔP):

	Maximum PN
ND80-3" to ND900-36"	21 kg/cm ² = 300psi

The pressures indicated in the table can be used in either of the valve's two directions.

Flange drill hole: DIN PN25 & ANSI B16.5 (300 LB)

Directives:

- Machinery Directive: DIR 2006/42/EC (MACHINERY)
- Pressure Equipment Directive: DIR 97/23/EC (PED) ART.3, P.3
- Potential Explosive Atmospheres Directive: DIR 94/9/EC (ATEX) CAT.3 ZONE 2 and 22

Quality dossier - All valves are tested hydrostatically and material and test certificates can be provided.

- Body Shell Test
Each valve body shall be hydrostatically pressure tested at 1.5 times the rated working pressure with no visible leakage. (Leakage through the packing, gate, seat, and temporary flange gaskets or seals shall not be cause for rejection).
- Seat Test (Leakage)
The hydrostatic seat leakage test shall be performed with the gate closed. The maximum allowable leakage shall be zero at the full rated working pressure.
- Functional Test
Each valve shall be cycled one complete cycle, from full closed to full open, and from full open to closed to confirm proper operation of valve and accessories (if applicable).
- Gate Test
Valve is tested with the gate closed at the rated pressure. This ensures gate material integrity.

Testing Standards

- Manufacturers Standardization Society
MSS SP-81 applies to bonnetless metal seated knife gate valves, 2" to 24" size, 150 psi CWP. Sizes above 24" are not covered under this standard. Additionally, resilient seated knife gate valves and slide knife gate valves are also not covered under MSS SP-81. These products are subject to the individual manufacturer's internal testing and design standard.
- American Water Works Association
AWWA C520 standard describes bonneted, bonnetless and one- and two-piece fabricated stainless-steel and cast ductile-iron body knife gate valves with resilient or metal seats, including tapping knife gate valves, for use in water, wastewater, and reclaimed water systems with pH range from 6 to 12 and a temperature range from 33°F to 125°F (0.6°C to 52°C). The minimum design pressure shall be 150 psig (1,034 kPa) for nominal sizes 2 in. to 24 in. (50 mm-600 mm), and the minimum design pressure for nominal sizes 30 in. to 96 in. minimum (750 mm-2,400 mm) shall be 25 psig (172 kPa), 75 psig (517 kPa), and 150 psig (1,034 kPa).

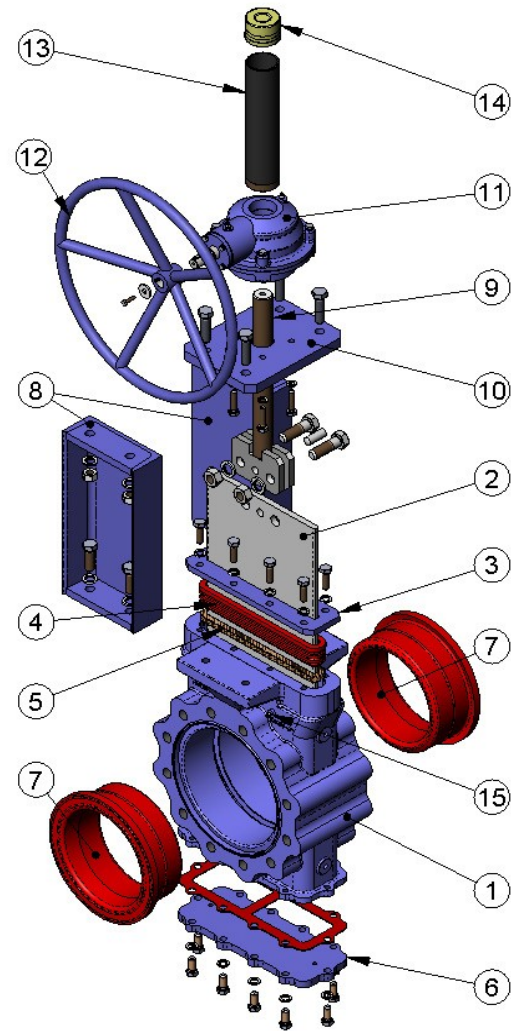


Advantages of our Series H Valve

- Field replaceable thick urethane/elastomer one piece sleeves are easily replaced without disassembling the valve
- Full port flow reduces pressure drop and turbulence, thus minimizing wear
- 100% bubble-tight shut off
- Optional open bottom allows for the purging of large solids, and solids in high concentration
- Yoke design allows fitting for all designed actuators
- No seat cavities where solids can collect and cause gate interference
- May be used in wet or dry applications
- Body housing drilled and tapped to match ASME B16.5 / 150 flanges.
- This knife-gate valve's main characteristic is that it provides a full continuous flow. This means that in open position it produces no cavities and there are no turbulences in the fluid.
- The Model H valve's body is composed of one single "monoblock" piece.
- The stem protection hood is independent from the handwheel securing nut, this means the hood can be disassembled without the need to release the handwheel. This advantage allows regular maintenance operations to be performed, such as lubricating the stem, etc.
- The stem on the Arnett valve is made of 18/8 stainless steel. This is another added advantage, as some manufacturers produce it with 13% chrome and it gets rusty very quickly.
- The handwheel is made of GJS-500 nodular cast iron. Some manufacturers produce them in normal cast iron which can lead to breakages in the event of very high operating torque or knocks.
- The yoke is has a compact design with the bronze actuator nut protected in a sealed and lubricated box. This makes it possible to move the valve with a key, even without the handwheel (in other manufacturers' products this is not possible).
- The pneumatic actuator's upper and lower covers are made of GJS-500 nodular cast iron, making them highly shock resistant. This characteristic is essential in pneumatic actuators.



Standard Components List	
Component	Waterproof Version
1. Body	GJS-500
2. Gate	AISI304 / DUPLEX
3. Packing Gland	Steel
4. Packing Seal	Natural Rubber
5. Packing	Greased packing
6. Lower Cover	Steel
7. Sleeve	Natural Rubber
8. Support Plates	Steel
9. Stem	AISI303
10. Yoke	Steel
11. Gear Box	---
12. Handwheel	Steel
13. Hood	Steel
14. Protec. cap	Plastic
15. Greaser (optional)	Steel



Design Characteristics

1. BODY (Fig. 3)

One-piece reinforced cast iron body. The body provides a full continuous flow. This means that in open position it produces no cavities and, therefore, there are no turbulences in the fluid and the load loss is minimal. Full port designed to provide high flow rates with low pressure drop. The body's internal design prevents any build up of solids in the seat area. The standard manufacturing material is GJS-500. Other materials such as: A216WCB carbon steel and stainless steel alloys (AISI316Ti, Duplex, 254SMO, Uranus B6, Ni-Resist, Ductile Ni-Resist, ...) are available on request. As standard, iron or carbon steel valves are painted with an anti-corrosive protection of 80 microns of EPOXY (colour RAL 5015). Other types of anti-corrosive protections are available on request.

2. GATE (Fig. 4)

The standard manufacturing materials are AISI316 for small dimensions valves, and DUPLEX or SUPERDUPLEX for bigger dimensions valves. Other materials or combinations can be supplied on request. The gate is polished on both sides to provide a smooth contact surface with the resilient seat. At the same time, the sharp edges on the gate are rounded to prevent the seal from being cut. There are different degrees of polishing, antiabrasion treatments and various options to adapt the valves to the customer's requirements.

3. SEAT: (watertight)

The seat on the Series H valve is composed of two rubber sleeves, located on either side of the body symmetrically. The sleeves are made of natural rubber with a metal core which helps to keep their shape and at the same time prevents deformations. Whilst the valve is in open position, the sleeves' elasticity ensures they are joined together permanently, preventing the accumulation of solids between the two parts of the body. The Series H valve is designed for abrasive fluids, and therefore, the sleeves protect the entire surface of the body which would be exposed to the abrasive flow. Regarding the sleeves' maintenance, these can be replaced from outside of the valve, making operation easier. It is a seat with two symmetrical parts, below we show a diagram of the seat.



Sealtight materials

Ultrathane – Our Ultrathane F70 is the flagship material for the Series H. This is the standard single piece urethane seat fitted on Series H model valves. The Arnett Ultrathane material can be customized to fit your application demands. It can be used in multiple applications at temperatures no higher than 70°C with abrasive products and it provides the valve with 100% watertight integrity.

NATURAL RUBBER - This is the standard hermetic seal fitted in Arnett Series H model valves. It can be used in multiple applications at temperatures below 90°C with abrasive products, and it provides the valve with 100% sealtight integrity. Application: fluids in general.

EPDM - Recommended for temperatures below 90°C*. Provides the valve with 100% sealtight integrity. Application: water and acids.

NITRILE - Used in fluids containing fats or oils at temperatures no higher than 90°C*. Provides the valve with 100% sealtight integrity.

VITON - Suitable for corrosive applications and high temperatures of up to 190°C and peaks of 210°C. Provides the valve with 100% sealtight integrity.

Seat/Seals		
Material	Max. Temp (C)	Applications
Ultrathane	70°C / 158°F	General / Fine, abrasive slurry
Natural Rubber	90°C / 194°F	General
EPDM (E)	90°C / 194°F	Water, non-mineral acids and oils
Nitrile (N)	90°C / 194°F	Hydrocarbons, oils and greases
Viton (V)	200°C / 392°F	Hydrocarbons and solvents

NOTE: More details and other materials available on request.
EPDM and nitrile: is possible until serving temperature Max.: 120°C under request.

4. **PACKING**

Arnett's standard packing is composed of a specially designed EPDM O-ring which provides watertight integrity between the body and the gate, preventing any type of leakage to the atmosphere. It also has a greased packing strip to help the valve's operation during the opening and closing functions. They are located in an easily accessible place and can be replaced without dismantling the valve from the pipeline. Scraper in the packing is also available, which functions to clean the gate during the opening movement and prevent possible damage to the packing.

5. **STEM**

The stem on the Arnett valve is made of 18/8 stainless steel. This characteristic provides high resistance and excellent corrosion-resistant properties. The valve design is usually with rising stem. For that reason a stem hood is supplied to protect the stem from contact with dust and dirt, besides keeping it lubricated.

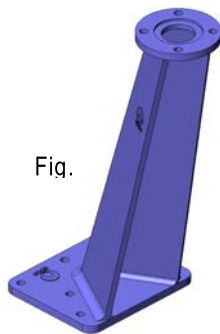
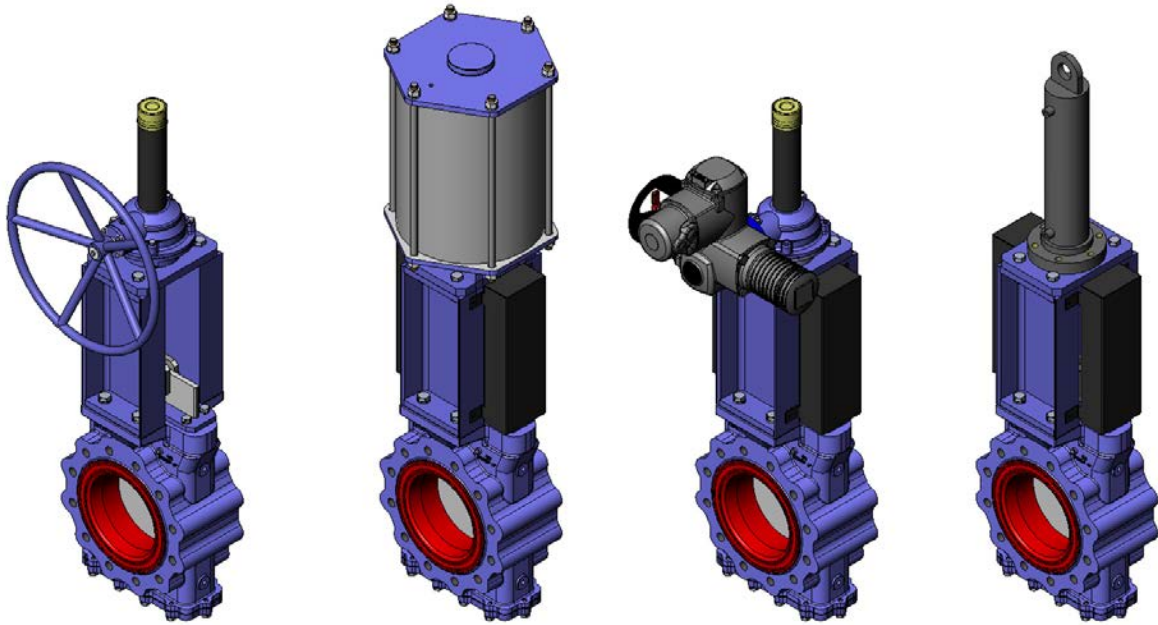
6. **PACKING GLAND**

The packing gland allows uniform force and pressure to be applied to the packing to ensure watertight integrity. As standard, valves with steel body include steel packing glands.

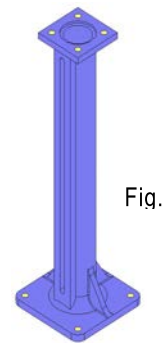
7. **ACTUATORS**

All types of actuators can be supplied, with the advantage that the Arnett design is fully interchangeable.

Manual	Automatic
Handwheel with rising stem	Electric actuator
Handwheel with non-rising stem	Pneumatic actuator
Chainwheel	Hydraulic cylinder
Lever	
Gearbox	
Others (square stem, etc.)	



Wide Range of Accessories Available:
 Mechanical stops Locking devices
 Emergency manual actuators Solenoid valves
 Positioners Limit switches
 Proximity switches Straight floor stand (Fig. 8) Leaning floor stand (Fig. 7)

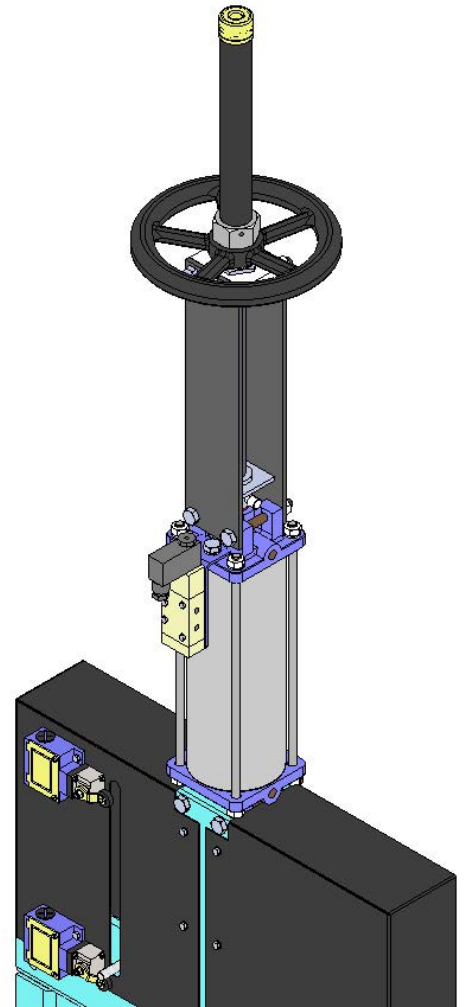


Stem extensions have also been developed, allowing the actuator to be located far away from the valve, to suit all needs. Please consult our technicians beforehand.

Accessories and Options

Different accessories are available to adapt the valve to specific working conditions such as:

- **PTFE/HVOF Lined Gate:** Chromium carbide lined gate adds additional wear and corrosion resistance, and also ensures the solids slide off and do not stick to the gate. .
- **Heating Jacket:** Recommended in applications in which the fluid can harden and solidify inside the valve's body. An external jacket keeps the body temperature constant, preventing the fluid from solidifying.
- **Flushing Holes in Body:** Several holes are drilled in the body to flush air, steam or other fluids out with the aim of cleaning the valve seat before sealing.
- **Solenoid valves (Fig. 9):** For air distribution to pneumatic actuators.
- **Connection boxes, wiring and pneumatic piping:** Units supplied fully assembled with all the necessary accessories.
- **Mechanical Limit Switches, Inductive Switches and Positioners:** Limit switches or inductive switches are installed to indicate precise valve position, as well as positioners to indicate continuous position (Fig. 9).
- **Connection boxes, wiring and pneumatic piping:** Units supplied fully assembled with all the necessary accessories.
- **Mechanical Locking Device:** Allows the valve to be mechanically locked in a set position for long periods.
- **Stroke Limiting Mechanical Stops:** They allow the stroke to be mechanically adjusted, limiting the valve's desired run.
- **Emergency manual actuator (hand wheel /gear box) (Fig. 9):** Allows manual operation of the valve in the event of power or air failure.
- **Interchangeable actuators:** All actuators are easily interchangeable.
- **Actuator or Yoke Support:** Made of EPOXY- coated steel, its robust design gives it great rigidity in order to resist the most adverse operation conditions. ⚠
- **Epoxy Coating:** All cast iron and carbon steel bodies and components on Arnett valves are EPOXY coated, giving the valves great resistance to corrosion and an excellent finish.
- **Gate Safety Protection:** Arnett automated valves are equipped with gate guards, to prevent any objects from being accidentally caught in the gate.



Sales & Engineering

401 Westpark Court, Suite 200
Peachtree City, GA 30269

Corporate Office

132 Sandisfield Dr
Sharpsburg, GA 30277

Distribution, Manufacturing & Repair

Southeast Office:

116 Bethea Road, Suite 414
Fayetteville, GA 30214

Southwest Office:

1881 East University Drive
Phoenix, Arizona 85034

 arnett.com /  info@arnett.com

